



Bio-Therapeutic
Skin Care for life inside and out*

Bio-Ultimate[®] Platinum quick start guide

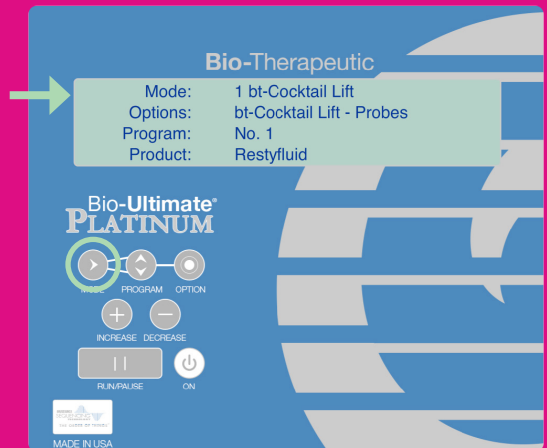
1. Read operation manual prior to using the equipment.
2. Do not use the unit if any contraindications are present.



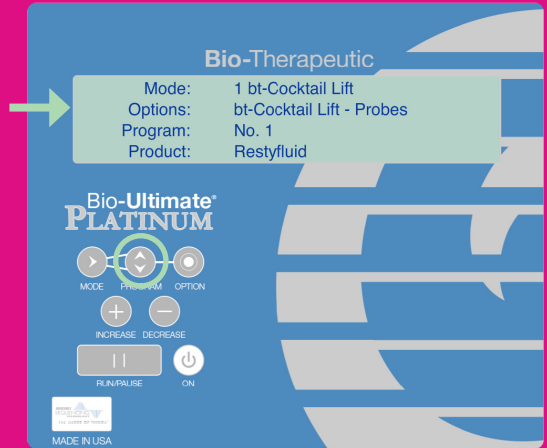
3. Press **ON** button.

4. Wait for welcome screen to dissipate.

5. Press **MODE** button to access facial choices. Watch the top line of text.

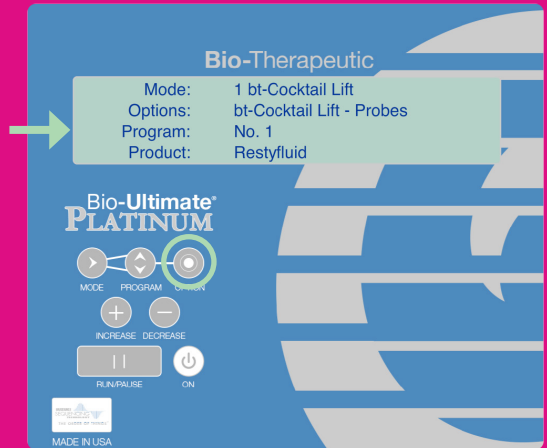


5. Press **PROGRAM** button to select which part of the facial you wish to perform. Watch the second line of text.

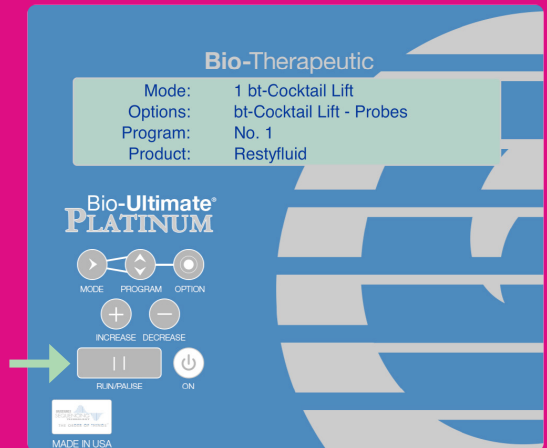


6. Press **OPTION** button to select what number of service the client is on. Watch the third line of text.

In some cases, options will be High or Low instead of a number. Choose Low for sensitive skins and clients beginning a series.



7. Press **RUN/PAUSE**.



Notes: If you need to stop the service, press Run/Pause (audible cues will continue but the screen will read "Paused"). To restart, press Run/Pause again.

To reset facial choices once a service has started, press Run/Pause to stop service. Press Mode to access selection screen. Make new selections. Press Run/Pause.

When a service is not running, unit will shut off on its own after two minutes. There is no off button.

